


RESOLUTION 1386

RESOLUTION APPROVING THE SUBMISSION OF THE CITY OF WEST BRANCH
2014-2015 ANNUAL FINANCIAL REPORT TO THE STATE AUDITOR'S OFFICE

BE IT RESOLVED by the City Council of the City of West Branch, Cedar County, Iowa,
that the 2014-2015 Annual Financial Report be approved and forwarded to the Iowa State
Auditor's Office.

Passed and approved this 16th day of November, 2015.



Roger Laughlin, Mayor

ATTEST:



Matt Muckler, City Administrator/Clerk

STATE OF IOWA

2015
FINANCIAL REPORT
FISCAL YEAR ENDED
JUNE 30, 2015
WEST BRANCH

CITY OF WEST BRANCH, IOWA
DUE: December 1, 2015

16201600800000
West Branch City
PO Box 218
West Branch, IA 52358-0218

(Please correct any error in name, address, and ZIP Code)

WHEN COMPLETED, PLEASE RETURN TO
Mary Mosiman, CPA
Auditor of State
State Capitol Building
Des Moines, IA 50319-0004

NOTE - The information supplied in this report will be shared by the Iowa State Auditor's Office, the U.S. Census Bureau, various public interest groups, and State and federal agencies.

ALL FUNDS



Item description	Governmental (a)	Proprietary (b)	Total actual (c)	Budget (d)
Revenues and Other Financing Sources				
Taxes levied on property	1,537,121		1,537,121	1,554,151
Less: Uncollected property taxes-levy year	0		0	
Net current property taxes	1,537,121		1,537,121	1,554,151
Delinquent property taxes	0		0	
TIF revenues	214		214	0
Other city taxes	197,393	0	197,393	181,217
Licenses and permits	30,720	0	30,720	62,000
Use of money and property	5,645	0	5,645	5,900
Intergovernmental	486,290	0	486,290	503,409
Charges for fees and service	172,628	777,465	950,093	1,034,453
Special assessments	0	0	0	0
Miscellaneous	147,209	15,216	162,425	121,639
Other financing sources	371,355	0	371,355	716,917
Total revenues and other sources	2,948,575	792,681	3,741,256	4,179,686
Expenditures and Other Financing Uses				
Public safety	835,978	0	835,978	1,010,889
Public works	609,663	0	609,663	654,491
Health and social services	0	0	0	0
Culture and recreation	561,992	0	561,992	632,577
Community and economic development	158,015	0	158,015	164,325
General government	231,897	0	231,897	240,935
Debt service	468,291	0	468,291	468,298
Capital projects	6,798	0	6,798	251,812
Total governmental activities expenditures	2,872,634	0	2,872,634	3,423,327
Business type activities	0	774,494	774,494	858,518
Total ALL expenditures	2,872,634	774,494	3,647,128	4,281,845
Other financing uses, including transfers out	244,657	126,698	371,355	716,917
Total ALL expenditures/And other financing uses	3,117,291	901,192	4,018,483	4,998,762
Excess revenues and other sources over (Under) Expenditures/And other financing uses	-168,716	-108,511	-277,227	-819,076
Beginning fund balance July 1, 2014	1,689,410	428,686	2,118,096	1,802,022
Ending fund balance June 30, 2015	1,520,694	320,175	1,840,869	982,946

Note - These balances do not include \$ _____ held in non-budgeted internal service funds; \$ _____ held in Pension Trust Funds; \$ _____ held in Private Purpose Trust funds and \$ 218 held in agency funds which were not budgeted and are not available for city operations.

Indebtedness at June 30, 2015	Amount - Omit cents	Indebtedness at June 30, 2015	Amount - Omit cents
General obligation debt	\$ 2,700,919	Other long-term debt	\$ 0
Revenue debt	\$ 585,000	Short-term debt	\$ 0
TIF Revenue debt	\$ 0		
		General obligation debt limit	\$ 9,383,430

CERTIFICATION

THE FOREGOING REPORT IS CORRECT TO THE BEST OF MY KNOWLEDGE AND BELIEF

Signature of city clerk 		Date Published/Posted 11/19/2015	Mark (x) one <input checked="" type="checkbox"/> Date Published <input type="checkbox"/> Date Posted
Printed name of city clerk Matt Muckler	Telephone →	Area Code 319	Number 643-5888 Extension
Signature of Mayor or other City official (Name and Title) 		Date signed 11/19/2015	

PLEASE PUBLISH THIS PAGE ONLY